

# CABLE SHARK

Introducing the all new Cable Shark from Ductmate. As you'd expect from a new system the new Cable Shark now offers more install flexibility and potential for overall cost savings.



## SPECIAL CHARACTERISTICS

- Engineered for strength and durability
- Very easy to hang (follow the arrows), saving valuable labour time
- Available in 2 sizes to cover a wide range of loads: 125lbs (CS125) and 250lbs (CS250) models, both sizes include Ferrule Clips
- Available with 500ft/1000ft spools or new cut to length wire in 5 foot increments (or by special order)
- Optional hand tools if required. **New** Dual Action Wire Cutting and Crimping Tool now available.



## NEW DOUBLE BORE LOCKING MECHANISM MEANS:

- Option to hang with only one mechanism (with Ferrule Clip) - saving you cost.
- Many more hanging options - more flexibility on site
- Shark locks where you set it - makes for easier duct leveling
- Versatility to hang more than spiral: Exhaust fans, HRVs, Furnaces, Signage etc.

## TECHNICAL CHARACTERISTICS

- **SEISMIC APPROVED** and meets SMACNA upper and lower attachment standards
- Comprehensive Cable Shark load rating charts
- Versatile hanging configurations (see back page)
- Zinc cast housing and end caps
- Hardened steel springs and wedges
- Cable Shark is Galvanized Steel and has no Fire Rating
- Cable Shark must be used as a system: wire and mechanism. Wire will have a **green thread** entwined

**NOTE: Cable Shark is not interchangeable with Clutch!**

## TOOLS FOR CABLE SHARK




### DUAL ACTION WIRE CUTTER & CRIMPER: HAND TOOL

An all-in-one, no-fray wire cutter and crimping tool. cuts both the 125lb and 250lb wire and crimps ferrule loops.

### LARGE WIRE CRIMPER: HAND TOOL

This crimping tool can be use to make strong ferrule loops, especially good for the 250lb wire.



### BENCH MOUNT WIRE CRIMPER: HEAVY DUTY BOLT-ON TOOL

This heavy duty crimper has the option to bolt to your work bench. Perfect for large projects that require many ferrule crimps.

### SINGLE HAND CABLE CUTTER

Multi-function hard wire/wire rope/cable cutter



## PACKAGING INFORMATION

Cable Shark - Locking Mechanism (Includes Ferrule Clips)

Size	Box Qty	Bag Qty	Bags/Boxes
CS125FC	180	6 (with 8 Ferrule Clips)	30
CS250FC	120	4 (with 6 Ferrule Clips)	30

Cable - Wire Spools

Item #	Spool Size	Item #	Spool Size
CSW125500	500ft	CSW250500	500ft
CSW1251000	1000ft	CSW2501000	1000ft

Tools - Custom Tools for the Cable Shark System

Part #	Tool	QTY
CSCTS	Dual Action Wire Cutter & Crimper	1
CSCTL	Large Wire Crimper	1
CSCTBM	Bench Mount Crimper	1
	Single Hand Cable Cutter	1

## MAXIMUM LOAD LIMIT - VERTICAL

Reference Cable Shark Duct Construction Standards for comprehensive load charts.

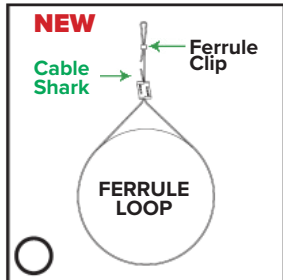
Cable Shark System	Maximum Load	Required Cable Shark Cable
CS125	125 lbs. (56.69 kg)	CSW125
CS250	250 lbs. (113.39 kg)	CSW250

## BEST HANGING CONFIGURATIONS

There are many more hanging configurations with the new double bore mechanism for added flexibility. In many new configurations you can use one **Cable Shark** or a **Cable Shark and Ferrule Loop** for a cost saving. These configurations save between 5-20% on cost over using two Cable Sharks or the old way of using two Clutchers.

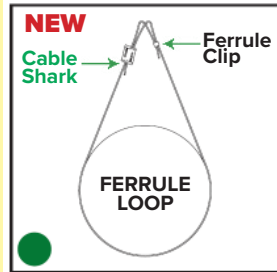
### WITH FERRULE CLIP

#### ONE CABLE SHARK / ONE FERRULE CLIP



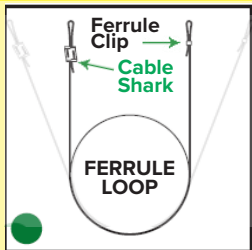
**STANDARD LOOP (AKA NOOSE HANG)**  
# CABLE SHARK : 1  
# FERRULE LOOP : 1

#### ONE CABLE SHARK / ONE FERRULE CLIP



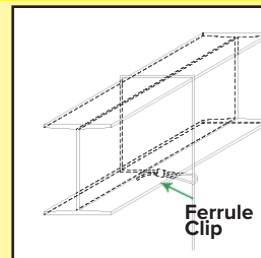
**SINGLE POINT SADDLE (TEARDROP HANG)**  
# CABLE SHARK : 1  
# FERRULE LOOP : 1

#### ONE CABLE SHARK / ONE FERRULE CLIP



**STANDARD & SPREAD HORSESHOE (ANGLES 0-60°)**  
# CABLE SHARK : 1  
# FERRULE LOOP : 1

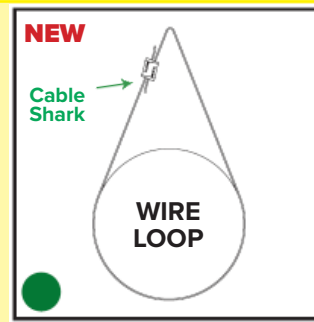
#### BEAM LOOP



**APPROVED CONFIGURATION USING A FERRULE CLIP LOOP ON A BEAM**  
Refer to Construction Standards for hanging details

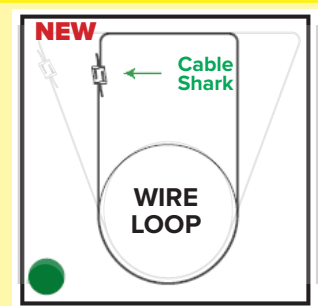
## WITH ONE CABLE SHARK

### ONE CABLE SHARK



**SINGLE POINT SADDLE (TEARDROP HANG)**  
# CABLE SHARK : 1

### ONE CABLE SHARK



**STANDARD & SPREAD HORSESHOE (ANGLES 0-60°)**  
# CABLE SHARK : 1

For all Hanging Configurations refer to the Cable Shark Spec Sheet or the Construction Standards Online.

### CABLE SHARK ONLINE SHOWCASE PAGE

[www.dclsupply.ca/shark](http://www.dclsupply.ca/shark)

Refer to the online showcase page as a one stop shop to find all of the following, and more.



#### INSTALLATION VIDEO

Perfect for training purposes or when you need an insightful visual guide on how to use the new Cable Shark System.



#### CONSTRUCTION STANDARDS

Comprehensive manual with detailed information on ways to hang and use the Cable Shark System. Includes load charts and more.



#### SPEC SHEET

Detailed Instructions on all aspects of the Cable Shark and Wire System



#### QUADFOLD

Digital version of Cable Shark handout. Overview of the System and Tools. Print copies by request.

## INTRODUCING :



The strength, safety, and versatility of the Cable Shark System offers a large variety of hanging options. Using Ferrule Loops and the Cable Shark Mechanism can help save cost and provide a quick, safe, and easy installation.

ITEM#	CONTENTS OF KIT
<b>BASIC KIT</b>	
<b>CSBasic125</b>	1 Box #125 Cable Shark (6/bag, 30 bags, 180pcs) (Includes 240 Ferrule Clips, 8/bag) + 1 Spool of 500' Wire + 1 Dual Action Hand Tool
<b>CSBasic250</b>	1 Box #250 Cable Shark (4/bag, 30 bags, 120pcs) (Includes 180 Ferrule Clips, 6/bag) + 1 Spool of 500' Wire + 1 Dual Action Hand Tool
<b>PRO KIT</b>	
<b>CSPro125</b>	5 Boxes #125 Cable Shark (6/bag, 150 bags, 900pcs) (Includes 1,200 Ferrule Clips, 8/bag) + 5 Spools of 500' Wire + 5 Dual Action Hand Tools
<b>CSPro250</b>	5 Boxes #250 Cable Shark (4/bag, 150 bags, 600pcs) (Includes 900 Ferrule Clips, 6/bag) + 5 Spools of 500' Wire + 5 Dual Action Hand Tools